


**MICHAEL
FRIEDLAND
DESIGN**

Greater Los Angeles
World Trade Center
Long Beach, CA

Case Study







ONE
WORLD TRADE
CENTER



ONE WORLD TRADE CENTER



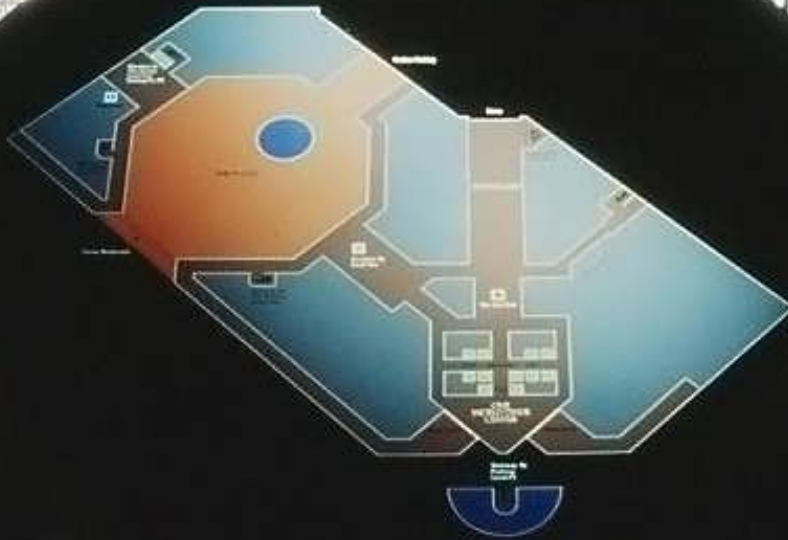









GREATER LOS ANGELES
**WORLD TRADE
CENTER**





IN CASE OF FIRE
USE STAIRWAY FOR EXIT.
DO NOT USE ELEVATOR.



THE MOTORCOURT

COURT

1. NORTH MAIN ST. CLEARANCE 8'-2" ENTER



WORLD TRADE CENTER

PARKING →

CITY GRID

BATEMAN EICKHART
HILL RICHARDSON



WORLD TRADE CENTER

← PARKING



PARKING

PARKING

Monthly
→
Visitor Exit
←

RESTAURANT
&
CLUB

STANDPIPE



Monthly
→
Visitor Exit
←

PA

PARKING

